


Assembly instruction

KAIA DINING TABLE

List Of Hardware

Bolt 6x35 = 8 Pcs



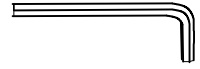
Wooden Dowel 1 pc



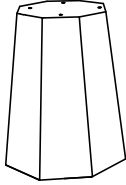
Washer = 4 Pcs



Allen Key = 1 pc




Leg 1 pc



Wooden plate 1 pc

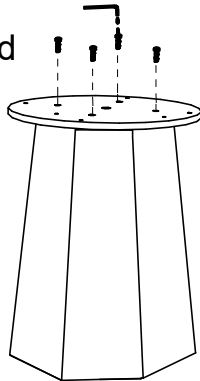


Top 1 pc



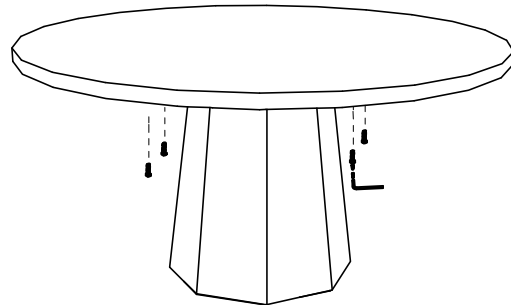
Step 1

Attach the wooden plate to the leg and secure it with bolts using allen key provided



Step 2

Plug in the wooden dowel into the wooden plate holes and attach the top on it. Secure it with bolts using allen key provided



Step 3

Dining table is ready to use

